

SPACER

Automatic Reinforcement Steel Screwdriver

PRODUCT WEB LINK



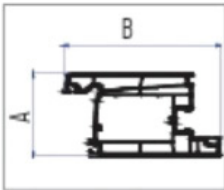
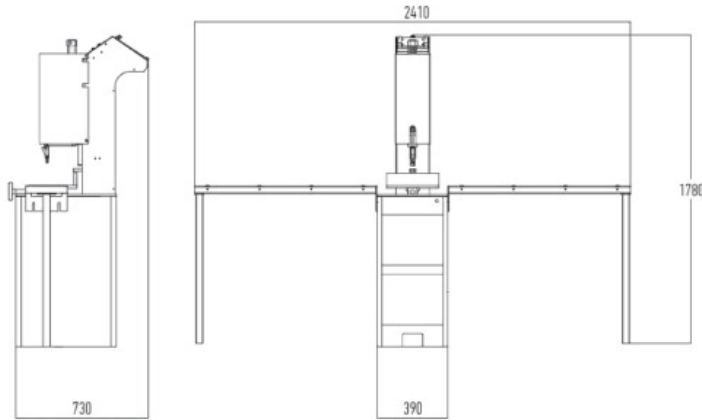
FEATURES

Reinforcement sheet used in door & window production performs the tightening of the screws.

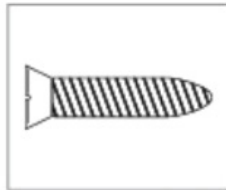
- Pneumatic automatic screw feeding unit
- Automatic screwdriver with press clutch
- Automatic stop after screwing process is completed
- Special screw height adjustment switch
- Automatic clamping of the profile during screwing
- Adjustable supported profile support distance
- Long-lasting bit use and easy replacement
- Average screwing speed: 1.7 sec./piece



WEB



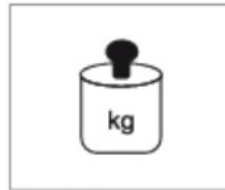
A min : 40 mm
A max : 120 mm
B min : 40 mm
B max : 120 mm



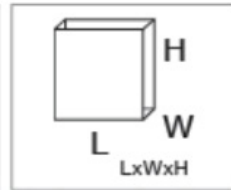
Min : 3,9 x 16
Max : 4,2 x 38



6-8 bar 16/lt/syc



110 kg.



1050 x 500 x 1950