


GEMINI - VI

Double Head Front Blade Saw Ø 600 mm - Full Automation with 3 Axis Servo Control

PRODUCT WEB LINK

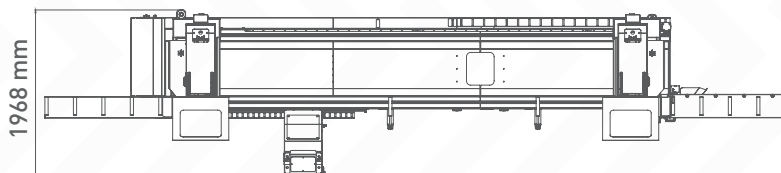
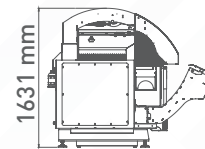
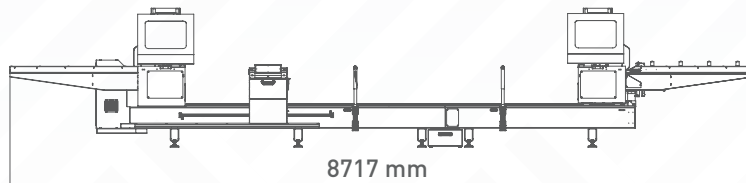
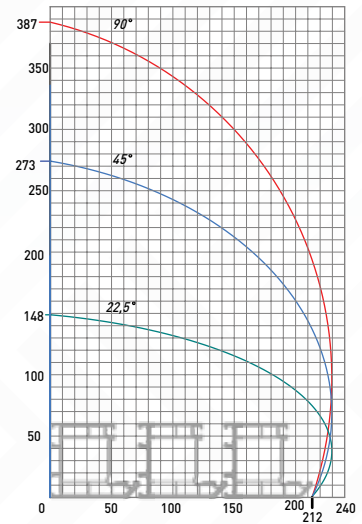
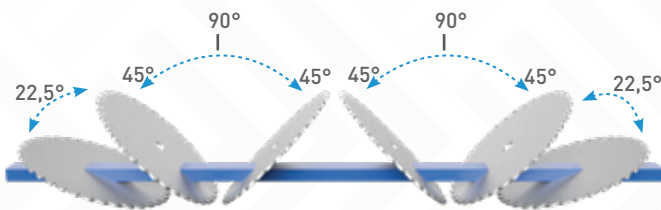


YouTube



WEB

3 axis servo controlled double head front blade saw with 600 mm saw blades GEMINI – VI is ideal for cutting aluminum and PVC profiles in various angles and thickness. GEMINI – VI has been designed to cut wider profiles and provides rapid and automatic positioning of heads with servo control at any angles between -22.5° and 45° Double head GEMINI – VI enables simultaneous cutting of profile lengths from 480 mm to 5050 mm and eliminates barriers for cutting of 5050 mm and longer profiles. Safety is a topmost priority for GEMINI – VI together with the horizontal and vertical clamps along with profile support units which improve the cutting quality.



GEMINI - VI

Double Head Front Blade Saw Ø 600 mm - Full Automation with 3 Axis Servo Control

AXIS TRAVEL

| | |
|---|-------------------|
| Servo controlled rotation axis of head | • |
| Rapid positioning of heads with servo control at any angles between | -22.5° and 45° |
| Hydro-pneumatic cutting feed adjustment | • |
| Minimum cutting length with double head (90°/45°) | 480 mm / 720 mm |
| Maximum cutting length with double head (90°/45°) | 5050 mm / 5050 mm |
| Maximum internal rotation angle | 45° |
| Maximum external rotation angle | -22.5° |

POSITIONING SPEED

| | |
|--------------------------|----------|
| X axis positioning speed | 40 m/min |
|--------------------------|----------|

AIR

| | |
|-----------------|----------|
| Air Pressure | 6-8 Bar |
| Air Consumption | 95 L/min |

ELECTRICAL

| | |
|------------|----------|
| Max. Power | 9,1 kW |
| Voltage | 400V |
| Frequency | 50-60 Hz |

OPERATIONAL AREA

| | |
|---|------------------|
| Cemented carbide saw blade | 2 |
| Saw blade diameter | 600 mm |
| Saw blade motor power | 3kW - 4HP |
| Profile height measurement | • |
| Optional length in X-axis | ○ |
| Cutting zone protection covers | • |
| Horizontal pneumatic clamps | • |
| Vertical pneumatic clamps | • |
| Manual intermediate profile support | • |
| Intermediate profile support (pcs) | 2 |
| Additional intermediate profile support | ○ |
| Roller conveyor on moving head | • |
| Fixed head conveyor | • |
| Spray saw cooling system | • |
| Digital adjustment saw blade travel distance | • |
| Saw blade travel speed adjustment | • |
| Angular slicing | • |
| Barcode writer | • |
| Data transfer via remote network connection, Ethernet and USB | • |
| Control panel | 10" Touch screen |
| Compatibility with powder suction system | • |
| Automatic chip extraction unit | ○ |
| Oz Machine Softcut (Cutting optimisation program) | ○ |

• Standard ○ Opsiyonal