


# SAS - III

Sash Assembling Station



## Features

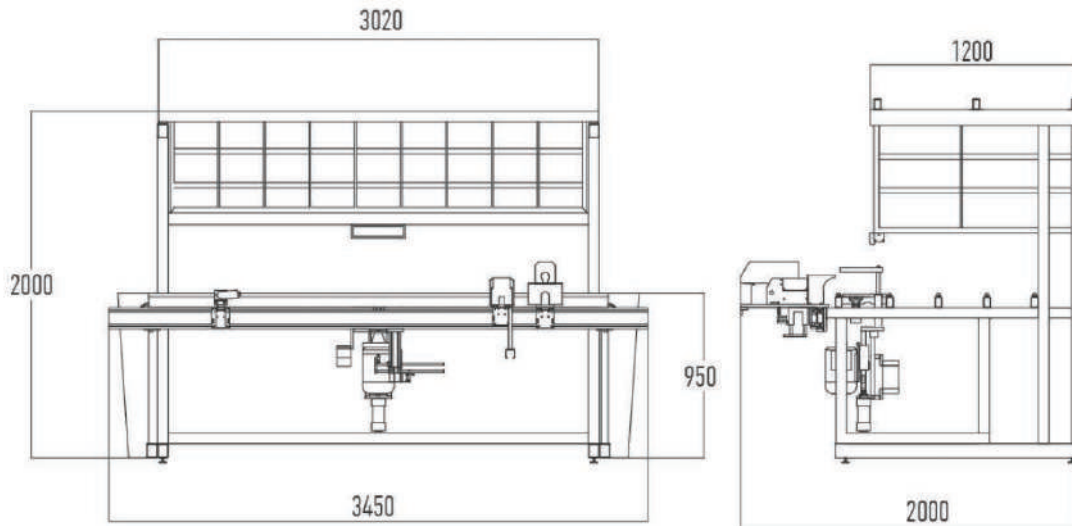
Used to assembly all Tilt&Turn hardware systems on different types, various, sizes of window &door sash profiles without tape measure and pencil using, without need for molds and templates, provides speedy, high quality and standard assembling. Used to assembly all Tilt&Turn hardware systems on different types, various, sizes of window &door sash profiles. Adjustment make by revolver automatic system after selected on touch screen. Suitable for all kind of Tilt & Turn and accessories assembling

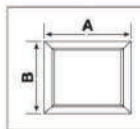

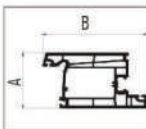



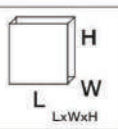
## Standard Equipment

- Sash assembling table
- Automatic window sash centering system
- Automatic espagnolettes and scissors
- measuring system
- Espagnolettes and scissor cutting punch

## Optional Equipment

- Full Automatic Screwing with two steps
- Double Automatic screw feeding unit
- Movable adjustable triple handle hole drilling group with air cooling
- Semi automatic adjustable, Hinge drilling and manual hinge screwing group
- Milling tool for espagnolette channel grooving and air unit
- Full automatic water slot drilling system with 4 motors
- Laser pointer



|   |   |   |   |  |   |   |
|---|---|---|---|--|---|---|
|  |  |  |  |  |  |  |
| A Min : 330<br>A Max : 2520   | Min : 3,9 x 16<br>Max : 4,2 x 38  | A min : 30 mm<br>A max : 100 mm<br>B min : 50 mm<br>B max : 125 mm                  | V : 380<br>kW : 3<br>A : 8  | 6-8 bar 250/l/syc  | 850 kg  | 3450 x 2000 x 2020  |