

GALAXY - III

Üçlü Kol Yeri Delmeli ve Su Tahliyeli Kopya Freze Makinesi

ÖZELLİKLER

Plastik profillere kilit, kol yeri, menteşe, ispanyolet yuvaları ve kanal açma işlemleri için kullanılır.

- İşleme uygun kopya tertibatı
- Dayamalar yardımıyla kopya tertibatından bağımsız olarak çeşitli kanallar açma
- Pnömatik mengeneler
- 3'lü kol yeri delme sistemi
- Farklı açı ve ölçülerde su tahliye kanalı açma
- Birbirinden bağımsız çalışan motorlar

STANDART EKİPMANLAR

- 5 mm freze ucu (2 adet)
- 3'lü matkap seti
- Profil dayama

OPSİYONEL EKİPMANLAR

- Özel kopya tertibatı
- Monofaze sistem
- 8 mm freze ucu
- Soğutma sistemi

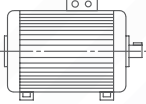
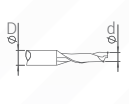
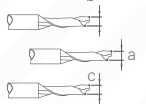
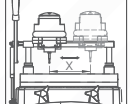
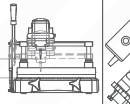
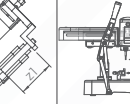

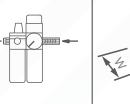
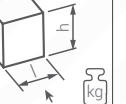
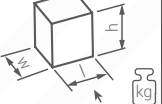





YouTube



WEB



																	
	HP kW	n r.p.m	Hz	I	øD ød	n (r.p.m)	øb	øa	øc	n	x	z	z1	y	Hava Basıncı	Hava Tüketimi	I x w x h (mm)
	1,5 1,1	3000 r.p.m		2,6 A (400 V)		11500 14000	-	-	-	-	250mm	110 mm	95 mm	115 mm	6 - 8 bar	8 L / dk.	2525 x 1000 x 1465 145 kg
	1,1 0,85	31000 r.p.m	50 60	5 A (220 V)	8 mm 5 mm	31000 r.p.m											
	0,74 0,55	1400 r.p.m		1,5 A (400 V)		-	10 mm	12 mm	10 mm	1975 r.p.m							