

GALAXY - II

Üçlü Kol Yeri Delmeli Kopya Freze Makinesi



Özellikler

Alüminyum ve plastik profillere kilit, kol yeri, menteşe, ispanyolet yuvaları ve kanal açma işlemleri için kullanılır.

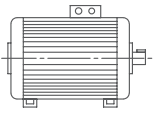
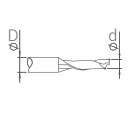
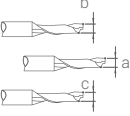
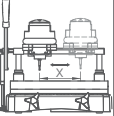
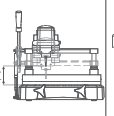
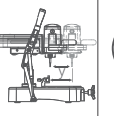
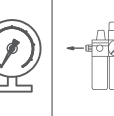
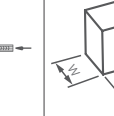

- İşleme uygun kopya tertibatı
- Dayamalar yardımıyla kopya tertibatından bağımsız olarak çeşitli kanallar açma
- Pnömatik mngeneler
- Üçlü kol yeri delme sistemi

Standart Ekipmanlar

- 5 mm freze ucu (1 adet)
- Profil dayama
- 3'lü matkap seti
- Soğutma sistemi

Opsiyonel Ekipmanlar

- Özel kopya tertibatı
- Monofaze sistem
- 8 mm freze ucu

																	
	HP kW	n r.p.m	Hz	I (400 V) A	ø D mm	ø d mm	n (r.p.m)	ø b mm	ø a mm	ø c mm	n r.p.m	x	z	y	Hava Basıncı bar	Hava Tüketimi L / dk.	l x w x h (mm)
	1,5 1,1	3000 r.p.m	50 60	2,6 A	8 mm	5 mm	11500 14000	-	-	-	-	250 mm	110 mm	115 mm	6 - 8 bar	5 L / dk.	2540 x 860 x 1450 127 kg
	0,75 0,55	1400 r.p.m		1,5 A	-	-	-	10 mm	12 mm	10 mm	1975 r.p.m						