

GARNET XS

CNC Profile Machining Center (3+1 Axis)

Automation by
FANUC




YouTube



WEB


Thanks to its spindle which can operate in -90° , 0° and $+90^{\circ}$ fixed angles, the 3+1 axis CNC machining center, GARNET XS can process different sizes of aluminum and PVC profiles and offer a wide spectrum of solutions to the user. The machine is developed to carry out all-in-one milling, drain channel opening, punching, marking and end milling operations on aluminum and PVC profiles, and to perform special non-standard operations on different profiles. The high processing capacity (320 mm x 255 mm) provides satisfactory user experience with the machines' performance in all operations.



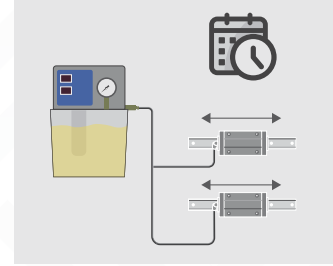
By focusing on providing convenient solutions for customers, and combining power and precision, GARNET XS lets the processing capacity be only limited by the users imagination, thanks to the 5.5 kW spindle motor with automatic tool replacement feature.



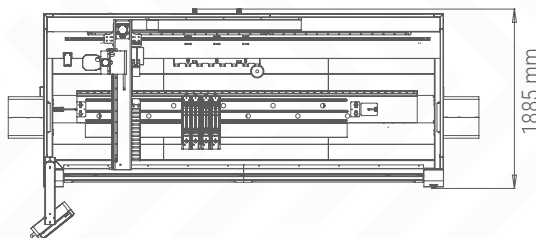
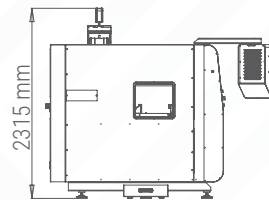
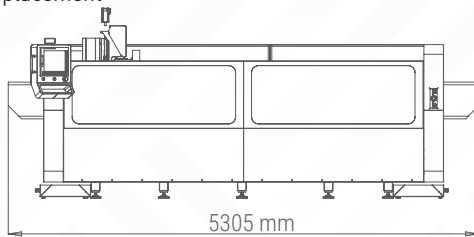
Thanks to its built-in automatic magazine with capacity for 8+1 tools, GARNET XS saves time when switching to different operations.



The GARNET XS, which positions its clamps fully automatically using the X-axis, completely takes on the user's workload.



Maintenance of transmission elements is accomplished by the automatic lubrication system which is offered as an optional feature increasing the service life for accuracy in processes. Capacity may be varied for processing of non-standard profiles with on demand optimization of size and number of clamps.





GARNET XS

CNC Profile Machining Center (3+1 Axis)

MACHINING LENGTHS

| | |
|---------------------------------|------------------|
| X Axis (Longitudinal) | 3000 mm |
| Y Axis (Lateral) | 320 mm |
| Z Axis (Vertical) | 255 mm |
| A Axis (Head processing angles) | -90° 0° +90° |

POSITIONING SPEED

| | |
|-----------------------|----------|
| X Axis (Longitudinal) | 90 m/min |
| Y Axis (Lateral) | 60 m/min |
| Z Axis (Vertical) | 20 m/min |

AIR

| | |
|----------|---------|
| Pressure | 6-8 Bar |
|----------|---------|

ELECTRICAL

| | |
|---------------|---------------|
| Maximum power | 8,46 kW |
| Voltage | 400V 3N PE AC |
| Frequency | 50-60 Hz |

SPINDLE

| | |
|------------------------|--------------|
| Maximum power | 5,5 kW |
| Maximum rotation speed | 24.000 rpm |
| Tool holder | ISO 30 |
| Cooling type | Elektric Fan |

TOOL STORAGE

| | |
|---|--------|
| Automatic Linear Type Tools Magazine | ● |
| Maximum tool storage system number | 8+1 |
| Maximum saw blade diameter in to the storage system | 150 mm |
| Automatic Tools Measuring system | ● |

TAPPING CAPACITY

| | |
|-----------------------------------|---|
| M8 - with compressed tapping head | ○ |
|-----------------------------------|---|

PROFILE POSITIONING

| | |
|--|---|
| Right and left pneumatic profile reference alignment | ● |
|--|---|

CONTROL UNIT

| | |
|---|-----|
| Industrial PC - Touch Screen | 15" |
| Data transfer via remote network connection, Ethernet and USB | ● |
| Aggregate | ● |
| Barcode reader | ● |
| Camquix CAM program | ● |
| CadXtract CAD-CAM Production program | ○ |

OPERATIONAL AREA

| | |
|---|---|
| Clamps, standard quantity | 4 |
| Clamps, maximum quantity | 6 |
| Automatic clamp positioning with the X-axis | ● |
| Automatic lubrication in processing area | ● |
| Guard cabin for machining area | ● |
| B&R automation system | ○ |
| Automatic Tool cooling system | ○ |
| FESTO pneumatic system | ○ |
| Side tunnels | ● |

● Standard ○ Opsiyonal

