

BETApplus

Portable Miter Saw with Tilting Head and Tablesaw Ø 305 mm

FEATURES

Used for cutting processes of aluminum, plastic and wooden materials.

- Safe cutting with double spring system and saw barrier
- Ability to cut on the upper table
- Cutting at any desired angle between -45° and +45°
- Head with ability to tilt left between 0° and 45° (Performs tilt cutting when lower plate is at 0 (Zero) position)
- 0°, 15°, 22.5°, 30°, 45° right and left angle fixing

STANDARD EQUIPMENT

- Clamp
- Profile gauge

OPTIONAL EQUIPMENT

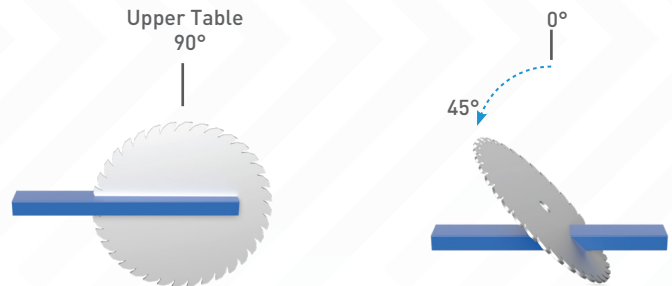
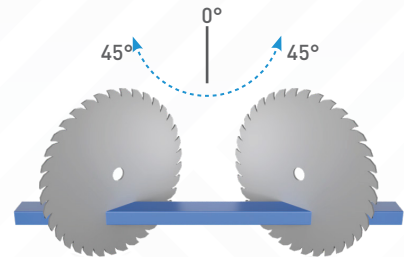
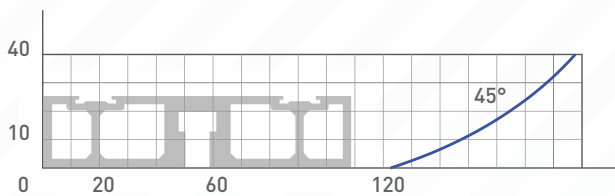
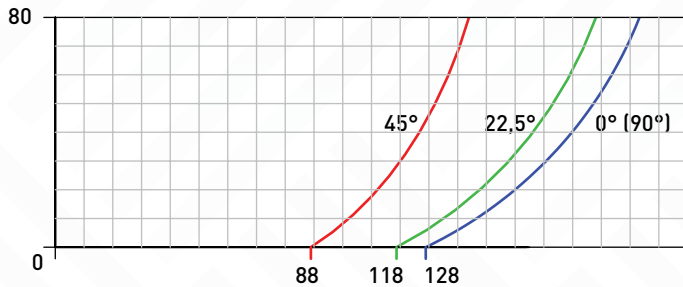
- Ø 305 mm saw blade
- Second clamp
- Conveyor
- Stand
- Brake System
- Three-phase system








YouTube



WEB



|  | | | |  | | | |  | |  | |  | |
|-------------------------------------------------------------------------------------|---------------|----------|--------------|-------------------------------------------------------------------------------------|-------------|-----------|---------------|-------------------------------------------------------------------------------------|-----------|--------------------------------------------------------------------------------------|-----------------------------|---------------------------------------------------------------------------------------|--|
| HP kW | n | Hz | I (230 V) | Ø D | Ø d | s | n | 45° a x b | c | h | l x w x h (mm) | | |
| 1,5 1,1 | 3000 r.p.m | 50 60 | 5 A | 305 mm | 30-32 mm | 3,2 mm | 3000 r.p.m | 120 x 40 mm | 165 mm | 45 mm | 500 x 540 x 690 30 kg | | |