# ALCOR – II R

CNC Pro le Machining and Cutting Center (8 Servo Axis and 14 Machining Axis for PVC)

özçelik

PRODUCT WEB LINK

Automation by FANUC

YouTube

WEB

The 8-servo axis CNC profile machining and cutting center ALCOR – II R has been developed to carry out all – in one cutting, milling drain channel opening, punching, and marking operations on PVC profiles. Thanks to its 14 standard machining and individual operating units, ALCOR – II R has been designed to offer maximum efciency in less time.

Equipped with a high performance powertrain featuring 13 standard individually cooled spindle motors, a dedicated slot opening motor, and a separate saw blade motor, the ALCOR II R delivers unparalleled multitasking capabilities, enabling simultaneous execution of 15 operations and unrestricted processing across all four profile surfaces.

Equipped with a 10-profile feed conveyor, ALCOR - II R leverages batch processing technology for enhanced operational efficiency



Unlock a vast array of cutting possibilities with the unit's 550mm diameter saw blade, capable of tackling any angle between 30° and 150°. This expansive cutting range empowers users to maximize their creative and production potential.

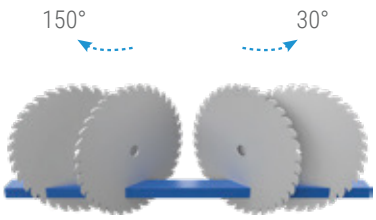


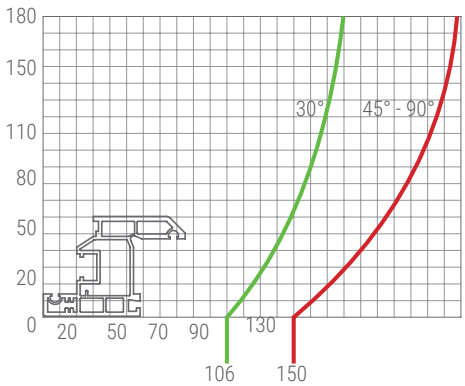


+90 0216 304 20 10 info@ozcelik.com Anadolu Mh. Kanuni Cd. 8, 34956 Tuzla, İSTANBUL - TÜRKİYE

# ALCOR – II R

CNC Pro le Machining and Cutting Center (8 Servo Axis and 14 Machining Axis for PVC)

## CONFIGURABLE SPINDLES

- 13 Standard air cooled high speed spindle motors.
- Standard Triple Slot Drilling motor.
- Optional 14th spindle.
- All motors configurable before shipping at the factory.

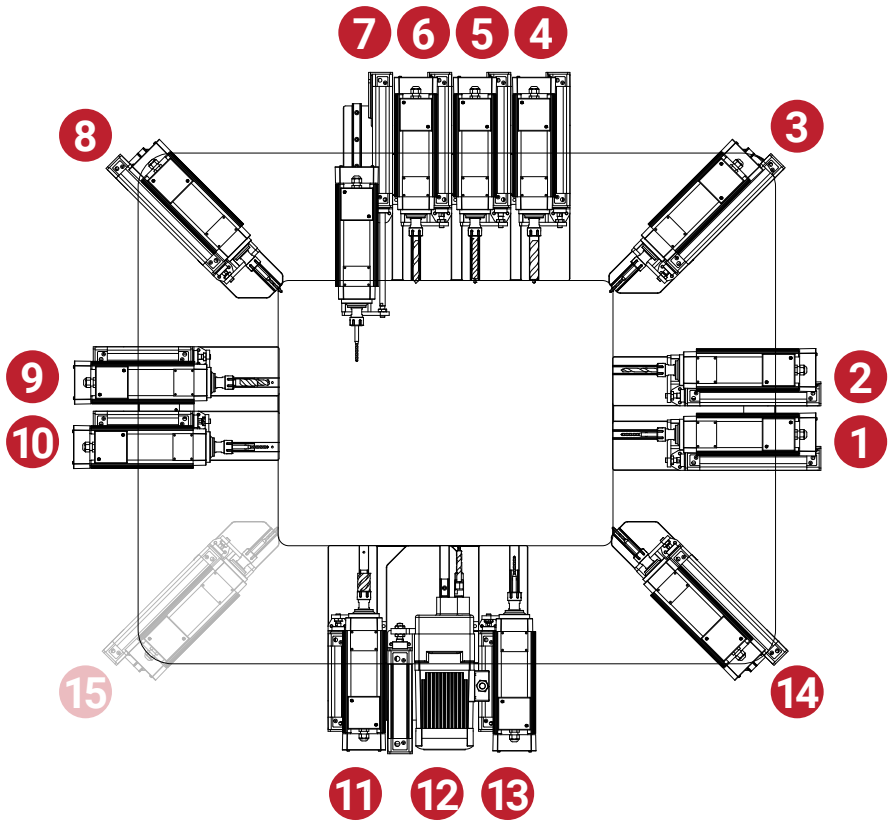


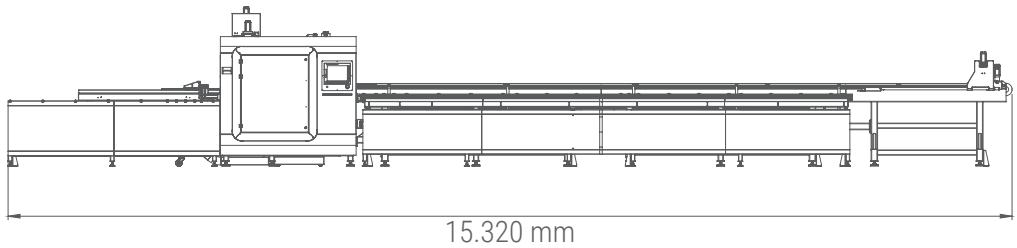


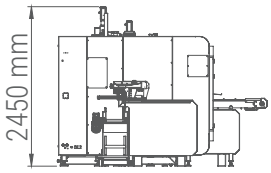


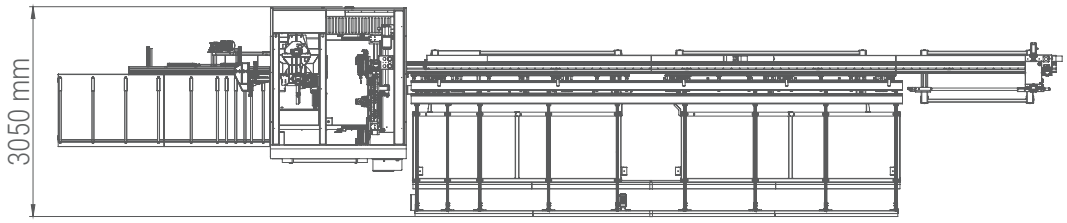


Özçelik Makina continuously improves its products and offers new and modern solutions for PVC and Aluminum Profile Processing. Accordingly, Özçelik reserves the right to change the information in this document without notice. All dimensions and weights are reference values. Valid from January 2025

# ALCOR – II R

CNC Pro le Machining and Cutting Center (8 Servo Axis and 14 Machining Axis for PVC)

özçelik

| | |
|---|---|
| **POSITIONING SPEED** | |
| X1 Axis (Longitudinal) | 40 m/min |
| Y1 Axis (Lateral) | 60 m/min |
| Z1 Axis (Vertical) | 60 m/min |
| Z2 Axis (Cutting unit vertical movement) | 42 m/min |
| C2 Axis (Cutting unit rotation) | 166°/sec |
| XL Axis (Drive robot) | 90 m/min |
| **AIR** | |
| Pressure | 6-8 Bar |
| **ELECTRICAL** | |
| Max. Power | 50.45 kW |
| Voltage | 400V 3N PE AC |
| Frequency | 50-60 Hz |
| **CUTTING UNIT** | |
| Cutting angles span | 30° / 150° |
| Saw blade diameter | 550 mm |
| Saw blade motor power | 3kW - 4HP |
| **MILLING UNIT** | |
| Fan cooling spindles | 13 |
| Max. Power | 3 kW |
| Maximum speed | 18.000 rpm |
| Tool holder | ER 20 |
| Special design motor for 3ple grip slot drilling | 1 |
| Max. Power / speed | 0.75 kW / 3000 rpm |
| Drill diameters | 10 mm / 12 mm / 10 mm |
| Maximum number of machining units | 14 |
| **LOADING AND UNLOADING UNIT** | |
| Minimum profile loading length | 1200 mm |
| Maximum profile loading length | 7500 mm |
| Minimum profil unloading length (90° - 90°) | 270 mm |
| Profil loading capacity | 10 |
| Automatic chip discharge conveyor unit | ● |
| Belt-Driven Profile discharge unit | ○ |
| Profile Rotation System | ○ |
| **GRIPPER AXIS TRAVEL** | |
| YL Axis (Lateral) min. / max. | 20 mm / 117 mm |
| ZL Axis (Vertical) min. / max. | 20 mm / 115 mm |
| **CONTROL UNIT** | |
| Industrial PC - Touch Screen | 15" |
| Data transfer over remote network connection, Ethernet and USB | ● |
| Barcode writer | ● |
| Compatibility with optimization programs | ● |
| **OPERATIONAL AREA** | |
| Automatic lubrication in processing area | ● |
| Cabinet providing protection in processing zone | ● |
| FESTO pneumatic system | ○ |
| Air Tank | ○ |
| Central Automatic lubrication system | ● |

● Standard ○ Opsiyonal