ALCOR – IV

CNC Profile Machining and Cutting Center (11 Servo Axis)

özçelik

PRODUCT WEB LINK

Automation by FANUC



WEB

ALCOR - IV has been developed to perform cutting, surface treatment and notching operations of wide aluminum and PVC profiles. ALCOR - IV is designed to achieve the highest efficiency in the least amount of time with its units that can operate independently of each other.

8 fan-cooled spindle motors which can operate at different angles, offer unlimited processing on 4 surfaces of the profile.

Conveyor with 4 profile feeding capacity ensures the machine to work in the most efficient way.



550 mm diameter saw that can cut at any angle between 0° and 180° thanks to its 4-axis movement capability, the saw allows cutting and end-milling operations of profiles up to 300 mm wide.

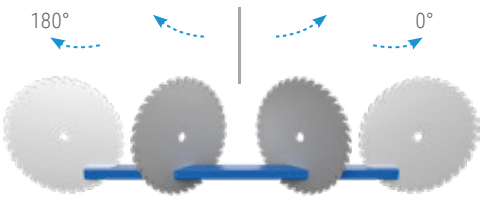

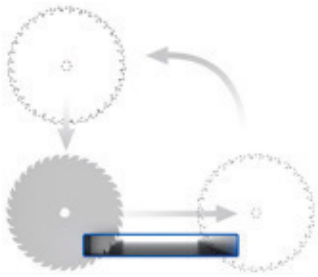

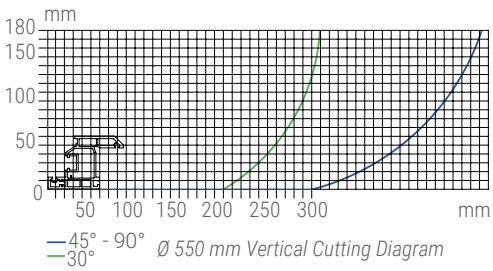

Ø 550 mm Vertical Cutting Diagram

+90 0216 304 20 10 info@ozcelik.com Anadolu Mh. Kanuni Cd. 8, 34956 Tuzla, İSTANBUL - TÜRKİYE

ALCOR – IV

CNC Profile Machining and Cutting Center (11 Servo Axis)

CONFIGURABLE SPINDLES

ALCOR - IV has 8 spindle motors and can be configured within the 14 slots on the machine before leaving the factory.

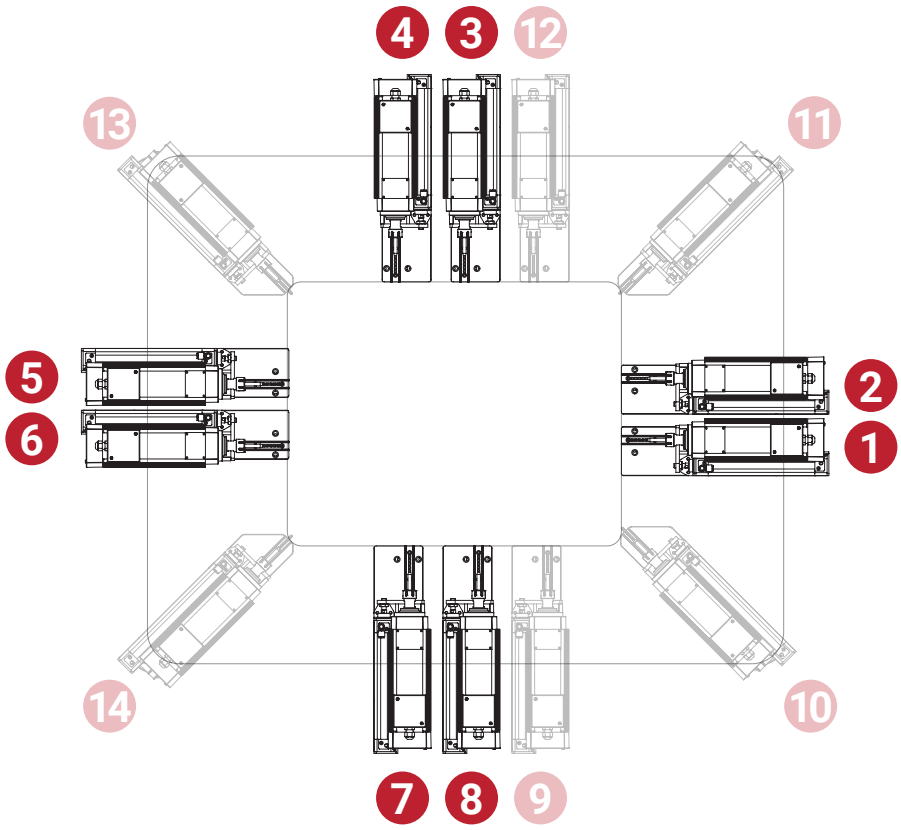

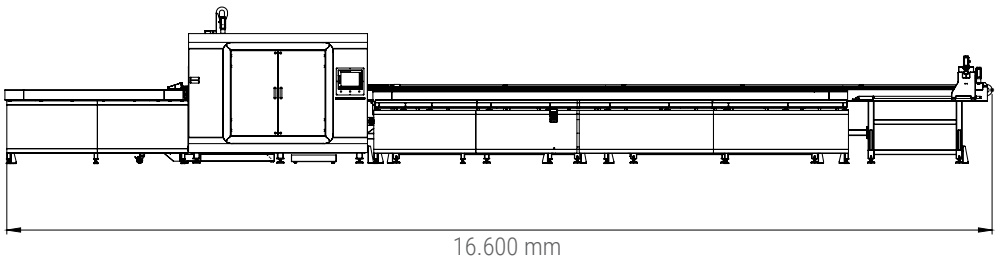

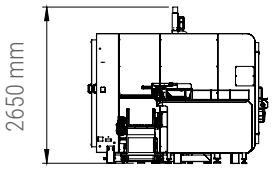

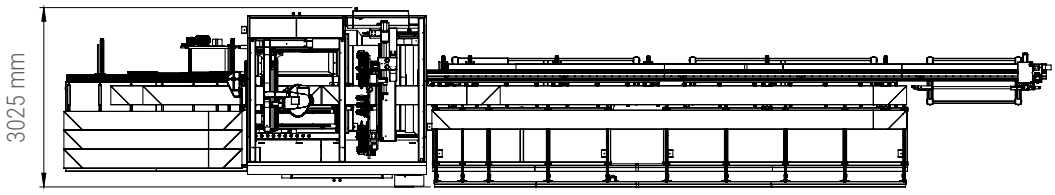

Özçelik Makina continuously improves its products and offers new and modern solutions for PVC and Aluminum Profile Processing. Accordingly, Özçelik reserves the right to change the information in this document without notice. All dimensions and weights are reference values. Valid from January 2025

ALCOR – IV

CNC Profile Machining and Cutting Center (11 Servo Axis)

özçelik

POSITIONING SPEED	
X1 Axis (Processing Area Longitudinal)	40 m/min
Y1 Axis (Processing Area Horizontal)	40 m/min
Z1 Axis (Processing Area Vertical)	40 m/min
X2 Axis (Cutting Unit Longitudinal)	40 m/min
Y2 Axis (Cutting Unit Horizontal)	40 m/min
Z2 Axis (Cutting Unit Vertical Movement)	42 m/min
C Axis (Cutting Unit Vertical Rotation Movement)	166°/sec
U Axis (Cutting Unit Movable Clamp)	40 m/min
XL Axis (Drive robot)	90 m/min
YL Axis (Gripper Y)	20 m/min
ZL Axis (Gripper Z)	20 m/min
AIR - ELECTRIC	
Pressure	6-8 Bar
Maximum power	43 kW
Ampere	117 A
CUTTING UNIT	
Saw blade diameter	550 mm
Maximum Profile cutting dimensions at 90° (width -height)	300/180
Saw blade motor power	3 kW
MILLING UNIT	
Fan cooling spindles	8
Additional Fan Cooled Spindles (max. 5 pcs.)	○
Maximum power	3kW
Maximum speed	18.000
Tool holder	ER 20
CONTROL UNIT	
Industrial PC - Touchscreen	15"
Data transfer via remote network connection, Ethernet and USB	●
Barcode writer	●
Compatibility with optimization programs	●
Compatibility with CAM programs	○
Camquix CAM software	●
Electrical Panel Cooler	○
LOADING AND UNLOADING UNIT	
Minimum profile loading lenght	1200 mm
Maxsimum profile loading lenght	8000 mm
Profile loading capacity	4
Automatic chip discharge conveyor unit	●
GRIPPER AXIS TRAVEL	
YL Axis (Lateral) min. / max.	20 mm / 150 mm
ZL Axis (Vertical) min. / max.	20 mm / 140 mm
OPERATIONAL AREA	
Automatic lubrication in processing area	●
FESTO pneumatic system	○
Air Tank	○
Guard cabin for machining area	●
Panel Cooler	○
X Axis (Gripper) Automatic Lubrication System	○
Automatic lubrication system for X, Y and Z axes	●

● Standard ○ Opsiyonal