ALCOR – II C

CNC Profile Machining and Cutting Center (8 Servo Axis - 7 machining Axis for Alu)

PRODUCT WEB LINK

Automation by FANUC



YouTube

WEB

The servo 8-axis CNC profile profile machining and cutting center ALCOR - II C has been developed to carry out all-inone cutting, milling, drain channel opening, punching and marking operations on profiles, and to perform special nonstandard operations (punching, channel opening etc.) on different profiles. Thanks to its individually operating units, ALCOR - II C has been designed to offer maximum efficiency in less time.

7 units of fan cooled spindle motors that can function and be positioned as different angles enables an unlimited operational capability on 4 surfaces of the profile.



Thanks to the feeding capacity of 10 profiles, the conveyor structure enables batch processing, letting the machine to be used in the most efficient manner.



The cutting unit with a 550 mm diameter saw blade for cutting at every angle between 30° and 150° offers a wide cutting range to users.

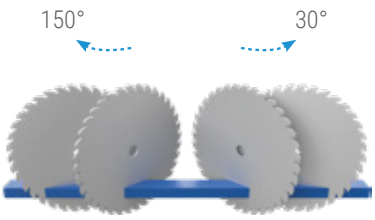

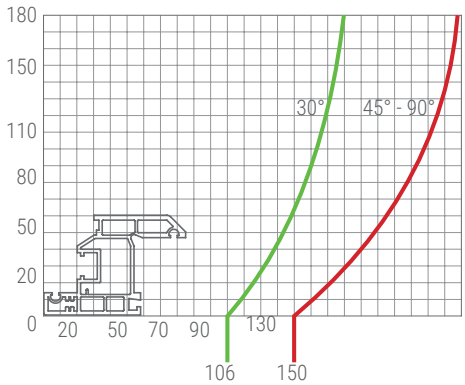

+90 0216 304 20 10 info@ozcelik.com Anadolu Mh. Kanuni Cd. 8, 34956 Tuzla, İSTANBUL - TÜRKİYE

© Özçelik I Ocak 2026

ALCOR – II C

CNC Profile Machining and Cutting Center (8 Servo Axis - 7 machining Axis for Alu)

CONFIGURABLE SPINDLES

ALCOR - II C has 7 spindle motors and can be configured within the 14 slots on the machine before leaving the factory.

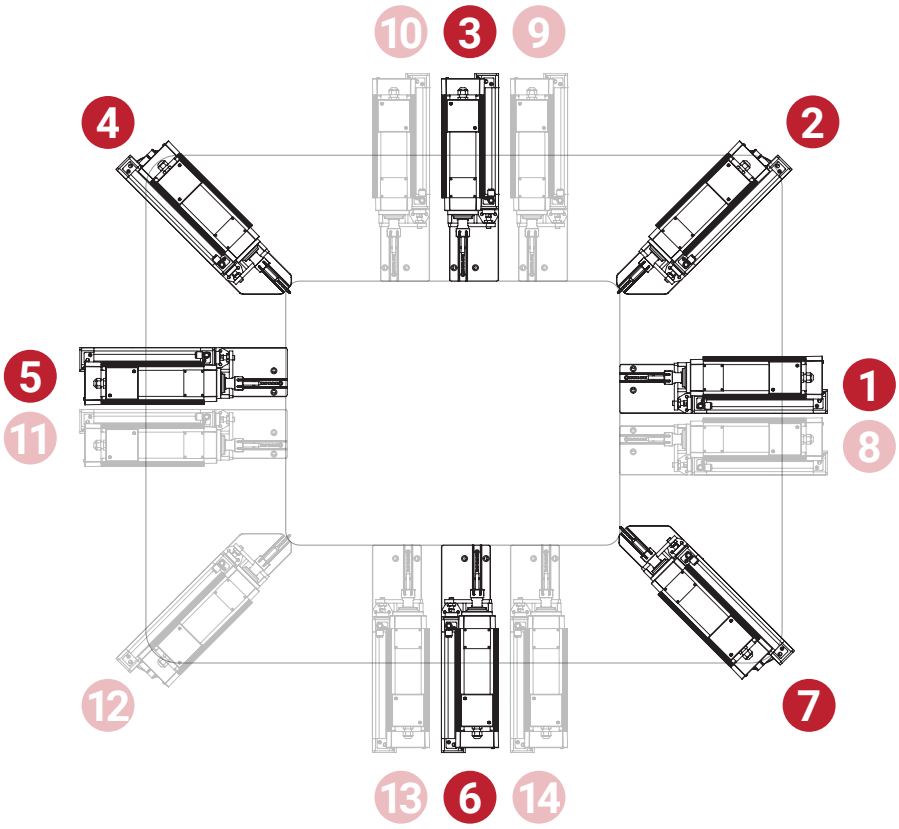

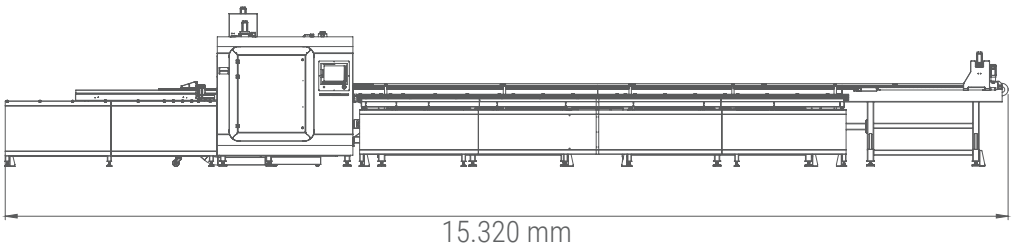

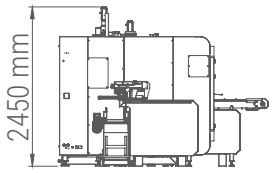

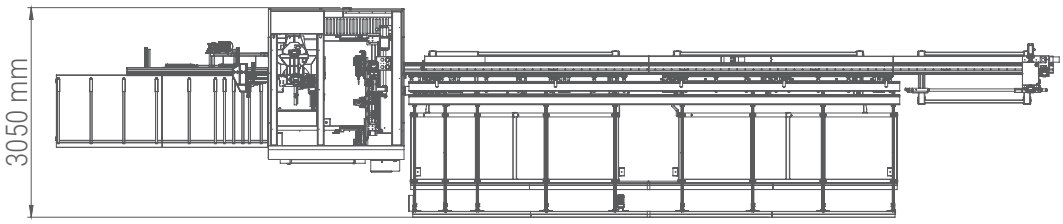

Özçelik Makina continuously improves its products and offers new and modern solutions for PVC and Aluminum Profile Processing. Accordingly, Özçelik reserves the right to change the information in this document without notice. All dimensions and weights are reference values. Valid from January 2025

ALCOR – II C

CNC Profile Machining and Cutting Center (8 Servo Axis - 7 machining Axis for Alu)

özçelik

POSITIONING SPEED	
X1 Axis (Longitudinal)	40 m/min
Y1 Axis (Lateral)	60 m/min
Z1 Axis (Vertical)	60 m/min
Z2 Axis (Cutting unit vertical movement)	42 m/min
C2 Axis (Cutting unit rotation)	166°/sec
XL Axis (Drive robot)	90 m/min
AIR	
Pressure	6-8 Bar
ELECTRICAL	
Max. Power	31.35 kW
Voltage	400V 3N PE AC
Frequency	50-60 Hz
CUTTING UNIT	
Cutting angles span	30° / 150°
Saw blade diameter	550 mm
Saw blade motor power	3kW - 4HP
MILLING UNIT	
Fan cooling spindles	7
Spindle power	3 kW
Maximum speed	18.000 rpm
Tool holder	ER 20
LOADING AND UNLOADING UNIT	
Minimum profile loading length	1200 mm
Maximum profile loading length	7500 mm
Minimum profil unloading length (90° - 90°)	270 mm
Profil loading capacity	10
Automatic chip discharge conveyor unit	●
Belt-Driven Profile discharge unit	○
Profile Rotation System	○
GRIPPER AXIS TRAVEL	
YL Axis (Lateral) min. / max.	20 mm / 117 mm
ZL Axis (Vertical) min. / max.	20 mm / 115 mm
CONTROL UNIT	
Industrial PC - Touch Screen	15"
Data transfer over remote network connection, Ethernet and USB	●
Barcode writer	●
Compatibility with optimization programs	●
Compatibility with CAM programs	○
Camquix CAM software	●
Electrical Panel Cooler	○
OPERATIONAL AREA	
Automatic lubrication in processing area	●
Cabinet providing protection in processing zone	●
FESTO pneumatic system	○
Air Tank	○
X Axis (Gripper) Automatic Lubrication System	○
Automatic lubrication system for X, Y and Z axes	●

● Standard ○ Optional