

GALAXY - I

Copy Router Machine



FEATURES

Used for cutting appropriate slots on aluminum and plastic profiles for mounting locks, grips, hinges, latches and opening channels.

- Copy assembly matching the process
- Ability to open various channels independently of the copy assembly with profile gauges
- Pneumatic clamps

STANDARD EQUIPMENTS

- 5 mm milling cutter (1 pcs)
- Cooling system
- Profile gauge

OPTIONAL EQUIPMENTS


- Special copy assembly
- Single-phase system
- 8 mm milling cutter

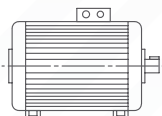
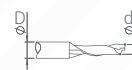
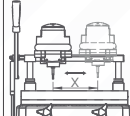
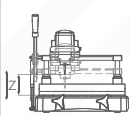
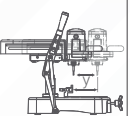

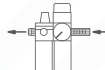
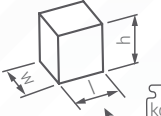


YouTube



WEB



|  | | | |  | | |  |  |  |  |  |  |
|-------------------------------------------------------------------------------------|---------------|----------|--------------|-------------------------------------------------------------------------------------|------|----------------|-------------------------------------------------------------------------------------|-------------------------------------------------------------------------------------|--------------------------------------------------------------------------------------|---------------------------------------------------------------------------------------|---------------------------------------------------------------------------------------|---------------------------------------------------------------------------------------|
| HP kW | n r.p.m | Hz | I (400 V) | ø D | ø d | n (r.p.m) | x | z | y | Air Pressure | Air Consumption | l x w x h (mm) |
| 1,5 1,1 | 3000 r.p.m | 50 60 | 2,5 A | 8 mm | 5 mm | 11500 14000 | 250 mm | 110 mm | 115 mm | 6 - 8 bar | 5 L / min. | 2540 x 730 x 1450 103 kg |