

DELTA D

Automatic Rising Blade Saw Profile Silcing Machine with Dirilling Feature Ø 500 mm



FEATURES

Used for slicing and flat cutting processes of aluminum, plastic and wooden profiles.

- Wide profile cutting with Ø 500 mm saw blade
- Servo driven automatic profile feeding and batch slicing process
- Automatic clamping system
- Cutting speed adjustment
- Digital adjustment of the saw blade travel distance based on the profile
- Secure cutting by the cover equipped with a safety sensor
- Touchscreen control panel
- Process programming and large memory
- Conveyor carrying capacity of 500 kg
- Standard Conveyor Length is 4m
- Manual Cutting Speed Adjustment
- 0.2 mm cutting accuracy
- Minimum Cutting Dimension is 5 mm.
- 270 mm waste length

STANDARD EQUIPMENTS

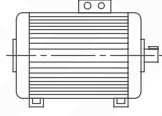
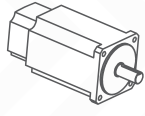

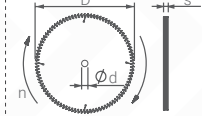

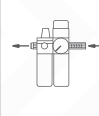
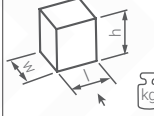
- Ø 500 mm saw blade
- Cooling system

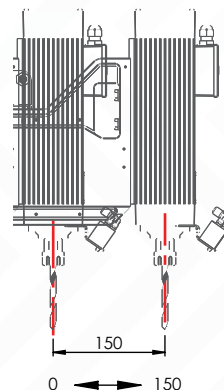
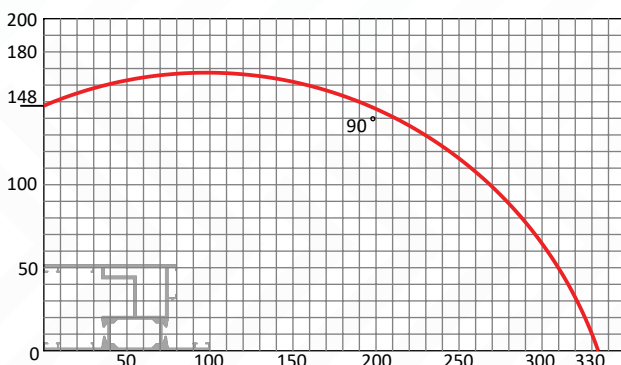


YouTube



WEB

																							
Drilling																							
HP kW	n	Hz	I (400 V)	kW	n	I (230 V)	kW	n	Hz	I (220 V)	Tool Holder	ø D	ø d	s	n	Air Pressure	Air Consumption	L x w x h (mm)					
5,5 4	3000 r.p.m	50 60	8 A	0,8	3000 r.p.m	4,83 A	3	18000 r.p.m	200	5,7 A	ER 20	500 mm	30-32 mm	4 mm	2347 r.p.m	6 - 8 bar	40 L / min.	6630 x 1340 x 1440 735 kg					



DELTA D

Automatic Rising Blade Saw Profile Silcing Machine with Dirilling Feature Ø 500 mm

Profile Height - Drilling Distance Chart

